

Radiology

Breast Imaging Coordinator

Audience: Breast Imaging Coordinators

Program Contact: Nuriz Rivera, RIVERA2@NYP.ORG

①	②	
Pre-Requisite E-Learning Courses	Breast Imaging Coordinator: Recorded Session	Training Track Complete

Breast Imaging Coordinator

	Web-Based Training
<p>Course Description: In this course you will learn tasks related to following up on breast imaging procedures, managing patient letters, and generating department MQSA statistics.</p>	<ul style="list-style-type: none"> • Overview of Hyperspace in an Outpatient Setting • Update Missing Required Data • Track and Update Result Letters • Overview of the Manager Reporting Dashboard • Reporting on MQSA Statistics in Hyperspace • Breast Imaging Recorded Lesson

Radiology Technologist

Audience: Breast Imaging, Interventional, Non-Invasive Technologist

Program Contact: Nuriz Rivera, RIVERA2@NYP.ORG

①	②	
Pre-Requisite E-Learning Courses	Radiology Technologist: Live Session	Training Track Complete


Radiology Technologist

	Prerequisites
Instructor-Led Course Length: 3 hours	
<p>Course Description: In this course you will learn tasks related to entering paper orders into the electronic system, adding patients on to the schedule, and documenting the beginning and end of breast imaging exams.</p>	<ul style="list-style-type: none"> • Overview of Hyperspace in an Outpatient Setting • Overview of the Technologist Work List • Introduction to Ancillary Orders E-Learning: • Overview of Report Settings • Recorded Interventional Technologist Lesson • Recorded Non-invasive Technologist Lesson • Recorded Breast Imaging Technologist

Interventional Nurse

Audience: All RNs documenting procedural tasks

Program Contact: Nuriz Rivera, RIVERA2@NYP.ORG

①	②	
Pre-Requisite E-Learning Courses	Interventional Nurse: Live Session	Training Track Complete


Interventional Nurse

	Prerequisites
Instructor-Led Course Length: 3 hours	
<p>Course Description: In this course you will learn tasks related to performing pre-procedure, intra-procedure, and post-procedure care.</p>	<ul style="list-style-type: none"> • Overview of Hyperspace in an Outpatient Setting • Overview of the Narrator • Overview of Report Settings • Overview of a Navigator

Non-Invasive Nurse

Audience: Non Invasive Procedural Radiology Nurses

Program Contact: Nuriz Rivera, RIVERA2@NYP.ORG

①	②	
Pre-Requisite E-Learning Courses	Non-Invasive Nurse: Live Session	Training Track Complete


Non-Invasive Nurse

	Prerequisites
Instructor-Led Course Length: 2.5 hours	
<p>Course Description: Non-Invasive Radiology Nurse that uses the Status board to document non-invasive procedure, such as IV placement and medication, temperature and blood pressure.. Non-invasive Nurses also have the ability to Start and End procedures on the Tech Work list.</p>	<ul style="list-style-type: none"> • Overview of Hyperspace in an Outpatient Setting • Overview of the Narrator • Overview of Report Settings • Overview of a Navigator

Radiology Manager

Audience: All Radiology Managers Across Modalities

Program Contact: Nuriz Rivera, RIVERA2@NYP.ORG

①	②	
Pre-Requisite E-Learning Courses	Radiology Manager: Recorded Lessons	Training Track Complete


Radiology Manager

	Web-Based Training
<p>Course Description: In this course you will learn tasks related to correcting documentation errors, resolving incomplete work, and generating department statistics.</p>	<ul style="list-style-type: none"> • Overview of Hyperspace in an Outpatient Setting • Overview of the Snapboard • Overview of the Technologist Work List • Introduction to Ancillary Orders • Overview of Charge Capture Workflows • Overview of the Manager Dashboard • Run and Manage Reports • Radiology Manager Recorded lesson

Radiology Front Desk

Audience: All staff working the front desk in a radiology setting

Program Contact: Nuriz Rivera, RIVERA2@NYP.ORG

①	②	
Pre-Requisite E-Learning Courses	Radiology Front Desk: Recorded Lessons	Training Track Complete

Radiology Front Desk

	Web-Based Training
<p>Course Description: In this course you will learn tasks related to entering paper orders into the electronic system, scheduling future and walk-in appointments, canceling and rescheduling appointments, and checking in patients.</p>	<ul style="list-style-type: none"> • Overview of Hyperspace for Revenue and Access Products • Introduction to Ancillary Orders • Overview of the Snapboard • Radiology Front Desk Recorded Lesson