

# Outpatient Clinical

## Clinic Manager

**Audience: For Staff who Clinically Manage Ambulatory Settings not already live on WCM Epic**

①	②	
Pre-Requisite E-Learning Courses	Clinic Manager: Recorded Lessons	Training Track Complete


## Clinic Manager

Course ID: ECAMB101RL	Prerequisites: ECAMB101WBT
Recorded Lessons Length: 1 hour	E-Learning Length: 1.5 Hours
<p><b>Course Description:</b></p> <p>In this course, you will learn how to use the different pieces of functionality in Epic using specialty-appropriate departments and patients. Functionality covered includes: how to use Reporting Workbench to gather current information about your clinic and advanced In Basket management tools to help improve efficiency in your clinic.</p>	<ul style="list-style-type: none"> <li>• CLNAMB001 – Overview of Hyperspace in an Outpatient Setting</li> <li>• AMB001- Office Visit Demonstration</li> <li>• MD103 – Finding Patient Information</li> <li>• MDAMB107 – Amb: Ordering in an Outpatient Setting</li> <li>• AMB029 – Clinic-Administered Medications</li> <li>• MD108 – Overview of InBasket</li> <li>• AMB515 – InBasket: Handling Refill Requests</li> <li>• AMB520 – InBasket: Telephone Encounters</li> <li>• AMB525 – InBasket: Following up on Result Messages</li> <li>• MYC003 – Activating Patients for MyChart</li> <li>• ONC071 – Overview of Therapy Plans – Nurse</li> <li>• Course: Nurse Shared (RN, LPN, MA)</li> </ul>

- **NOTE:** It is strongly recommended to take any/all curriculum that your staff are registered for to understand their workflow.

## Ambulatory Nurse Shared (RN, LPN, MA)

**Audience: For RN, LPN and MA working in an Ambulatory Setting not already live on WCM Epic**


①	②	
Pre-Requisite E-Learning Courses	Ambulatory Nurse Shared (RN, LPN, MA): Live Virtual Training	Training Track Complete

## Ambulatory Nurse Shared (RN, LPN, MA)

Course ID: ECAMB100ILT	Prerequisites: ECAMB100WBT
Instructor-Led Course Length 6.5 hours	E-Learning Length: 1.3 hours
<p><b>Course Description:</b> In this course you will learn how to identify and room the patients you will be caring for. The course also covers how to place orders, how to document encounters and results, and includes lessons on anticoagulation and therapy plans for those who need them.</p>	<ul style="list-style-type: none"> <li>• CLNAMB001 – Overview of Hyperspace in an Outpatient Setting</li> <li>• AMB001- Office Visit Demonstration</li> <li>• MD103 – Finding Patient Information</li> <li>• MDAMB107 – Amb: Ordering in an Outpatient Setting</li> <li>• AMB029 – Clinic-Administered Medications</li> <li>• MD108 – Overview of InBasket</li> <li>• AMB515 – InBasket: Handling Refill Requests</li> <li>• AMB520 – InBasket: Telephone Encounters</li> <li>• AMB525 – InBasket: Following up on Result Messages</li> <li>• MYC003 – Activating Patients for MyChart</li> <li>• ONC071 – Overview of Therapy Plans - Nurse</li> </ul>

## Obstetric Nurse

**Audience: For Obstetric RN working in an Ambulatory Setting not already live on WCM Epic**




①	②	
Pre-Requisite E-Learning Courses	OB Nurse: Live Virtual Training	Training Track Complete

## Obstetric Nurse

Course ID: ECAMB102ILT	Prerequisites: ECAMB102WBT
Instructor-Led Course Length 5.5 hours	E-Learning Length: 1.2 hours
<p><b>Course Description:</b></p> <p>In this course, you will learn how to use the different pieces of functionality in Epic using specialty-appropriate departments and patients. Functionality covered includes: rooming a pregnant patient, placing orders, resulting point of care tests, documenting immunizations and facility administered medications, writing notes, and managing In Basket.</p>	<ul style="list-style-type: none"> <li>• Video: Nurse Leader</li> <li>• E-Learning: CLNAMB001 Overview of Hyperspace in an Outpatient Setting</li> <li>• E-Learning: AMB001 Office Visit Demonstration</li> <li>• E-Learning: MD103 Finding Patient Information</li> <li>• E-Learning: MDAMB107 Ordering in an Outpatient Context</li> <li>• E-Learning: AMB029 Clinic-Administered Medications</li> <li>• E-Learning: MD108 Overview of In Basket</li> <li>• E-Learning: MYC003 Activating Patients for MyChart</li> <li>• E-Learning: AMB022 Clinical Support Visit (Recommended)</li> <li>• E-Learning: MYC010 Sending and Reviewing Patient Questionnaires (Recommended)</li> </ul>

## Outpatient Therapist

**Audience: For Physical, Occupational Therapists and Speech language Pathologists working in an Ambulatory Setting not already live on WCM Epic**


 Pre-Requisite E-Learning Courses	 OP Therapies: Live Virtual Training	 Training Track Complete
---	---	--

## Outpatient Therapist

Course ID: ECAMB105ILT	Prerequisites: ECAMB105WBT
Instructor-Led Course Length: 4 hours	E-Learning Length: 1.5 hours
<p><b>Course Description:</b>          In this course you will learn the essentials of an evaluation visit, a treatment visit, and a discharge visit. You'll learn how to create a therapy episode, review the chart, document visit diagnoses, write notes, and file charges. You'll also review In Basket and see how to follow up on common messages.</p>	<ul style="list-style-type: none"> <li>• CLN055 – Overview of Writing Notes</li> <li>• INP061 – Documenting in Flowsheets</li> <li>• MD001 – Introduction to Epic Training</li> <li>• MD100 – Overview of Hyperspace</li> <li>• MD103 – Finding Patient Information</li> <li>• MD108 – Overview of InBasket</li> <li>• MDAMB104 – Amb: Wrapping Up A Visit</li> <li>• MDAMB106 – Amb: Writing Notes for Offices Visits</li> <li>• MDAMB109 – Introduction to Communication Workflows</li> <li>• Epic EMR Success</li> </ul>

## Ambulatory Psychology/Social Work

**Audience: For Psychologist and Social Workers working in an Ambulatory Setting not already live on WCM Epic**


①	②	
Pre-Requisite E-Learning Courses	Psych/Social Work: Live Virtual Training	Training Track Complete

## Ambulatory Psych/Social Work

Course ID: ECAMB103ILT	Prerequisites: ECAMB103WBT
Instructor-Led Course Length 6.5 hours	E-Learning Length: 1.2 hours
<p><b>Course Description:</b></p> <p>In this course, you will learn how to identify and find patients you are caring for. The course also covers how to write a therapy note and a group therapy note, review chart information, document any appropriate charges and route messages to appropriate staff and clinicians</p>	<ul style="list-style-type: none"> <li>• CLNAMB001 – Overview of Hyperspace in an Outpatient Setting</li> <li>• AMB001- Office Visit Demonstration</li> <li>• MD103 – Finding Patient Information</li> <li>• MD108 – Overview of InBasket</li> <li>• AMB520 – InBasket: Telephone Encounters</li> <li>• AMB525 – InBasket: Following up on Result Messages</li> <li>• MYC003 – Activating Patients for MyChart</li> <li>• ONC071 – Overview of Therapy Plans - Nurse</li> </ul>

## Ambulatory Nutritionist

**Audience: For Nutritionist working in an Ambulatory Setting not already live on WCM Epic**

①	②	
Pre-Requisite E-Learning Courses	Nutritionist: Recorded Lessons	Training Track Complete

## Ambulatory Nutritionist

Course ID: ECAMB102RL	Prerequisites: ECAMB102WBT
Recorded Lessons Length: 3 hours	E-Learning Length: 1.2 hours
<p><b>Course Description:</b> In this course, you will learn how to identify and find patients you are caring for. The course also covers how to write a note, document a telephone encounter and manage messages from the In Basket.</p>	<ul style="list-style-type: none"> <li>• CLNAMB001 – Overview of Hyperspace in an Outpatient Setting</li> <li>• AMB001- Office Visit Demonstration</li> <li>• MD103 – Finding Patient Information</li> <li>• MD108 – Overview of InBasket</li> <li>• AMB520 – InBasket: Telephone Encounters</li> <li>• AMB525 – InBasket: Following up on Result Messages</li> <li>• MYC003 – Activating Patients for MyChart</li> <li>• ONC071 – Overview of Therapy Plans - Nurse</li> </ul>