


# EpicTogether

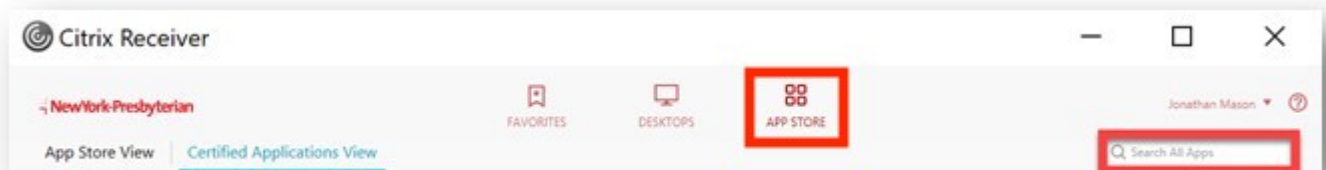
Greetings,


The Playground environment is a copy of the classroom training environment and is a good reflection of the Production environment used at go-live. The environment offers users the ability to practice workflows and exercises from their training materials to ensure they are ready for go-live. The EpicTogether Playground Environment is available to all staff once they have completed their required e-learning lessons in the Saba Learning Management System.

When the users have completed their required e-learning lessons, the Playground environment is auto-added to their Citrix account and appears in the Epic Training folder. Playground is not the final version of Epic you'll use at go-live, and though it does not include all content, it affords you the ability to get a feel for the system and workflows using generic, job-role based log-ons.

## How to Access the Playground:

1. Open the Citrix Receiver  on your work-issued computer.
2. If needed, log in with your CWID and associated password.
3. Click the APP STORE icon and use the Search All Apps field to search for 'EpicTogether Playground'.



4. Select  to launch the Playground.
5. You will be prompted to enter a user ID and password for the Playground. Please reference the Playground user ID and password list below for an ID that corresponds to your role.

Below you will find the list of User IDs and Passwords for the EpicTogether Playground environment. We suggest searching this list by pressing Ctrl + F on your keyboard and entering a keyword for the user role you would like to log into the system as. **Please note, because it is a training environment, you do not log into the EpicTogether Playground using your normal CWID and password combination.**

You will notice the User IDs in this list end in ##, please replace this with 01-20 when you log into the system. As an example, if you find the ID IPOT## you will enter this into the User ID field as IPOT01, or

IPOT02, and so on. Why is this? It's due to unique patients being assigned to a user in the system. If you find a user ID that does not have patients you can take action on, try logging in with the next User ID in the sequence.

**Note: for HIM related Login IDs,** East Campus employees should replace the ## with a two digit number sequence between 60 -80 when you log in to Epic. West Campus and Lawrence employees should replace the ## with a two digit number sequence between 1- 20 when logging in to Epic. Simple Visit Coding users should be using the COD## Login ID, also replacing the ## with a two digit # sequence applicable to your campus as described above.

Should you have any questions, we are here to help. Reach out to us at [epictogethernytraining@nyp.org](mailto:epictogethernytraining@nyp.org).

User Role	User ID (Login ID)	Password
Abdominal Transplant Provider	ABT##	Train
Abdominal Transplant Surgeon	ABSUR##	Train
Admitting Supervisor	ADTADSP	train
Adult Med Surg Nurse	ECIPRN##	Train
Allergist-Immunologist	ALG##	Train
Ambulatory Nutritionist	NUT##	Train
Ambulatory Social Work/Psych	PSW##	train
Anesthesia Chronic Pain Provider	PAIN##	Train
Anesthesia Provider	ANPROV##	Train
Authorizations And Certifications Staff	ADTAUTH	train
Bariatric Surgeon	BAR##	Train
Bed Planning Staff	ADTBEDPL	train
Behavioral Health Social Worker	ECBHSW	Train
Bmt Provider	BMT##	Train
Breast Imaging Coordinator	MAMCOORDEC##	Train
Breast Imaging Radiologist	BIREC##	Train
Breast Imaging Technologist	MAMTECHEC##	Train
Cardiology Invasive Charge Entry Staff	CVINVCE##	train
Cardiology Invasive Documentation Nurse	CVINVDOC##	train
Cardiology Invasive Lab Manager	CVINVMGR##	train
Cardiology Invasive Lab Scheduling Staff	CVINVSCHD##	train
Cardiology Invasive Manager	CVNIMGR##	train
Cardiology Invasive Nurse	CVINVRN##	train
Cardiology Non-Invasive Scheduler	CVNISCHD##	train
Cardiology Non-Invasive Nurse	CVNIRN##	train
Cardiology Non-Invasive Tech (Device/Monitors)	CVDEVICE##	train
Cardiology Non-Invasive Tech (Echo/Vascular)	CVSON##	train
Cardiology Non-Invasive Tech (Stress)	CVSTRESS##	train

<b>Cardiology Rcis Specialist</b>	CVINVRCIS##	train
<b>Cardiology Registry Abstractor</b>	CVABS##	train
<b>Cardiothoracic Surgeon</b>	CTS##	Train
<b>Cardiothoracic Transplant Provider</b>	CTT##	Train
<b>Cardiothoracic Transplant Surgeon</b>	CTSUR##	Train
<b>Child Life Staff</b>	ECIPCL##	Train
<b>Clinical Case Managers</b>	ECCCM##	Train
<b>CPEP Provider</b>	EDPSYCH##	Train
<b>Creative Arts Therapist</b>	ECIPCAT##	Train
<b>Dental Hygienist</b>	DHYG##	Train
<b>Dental Provider</b>	DNT##	Train
<b>Dental Scheduling Staff</b>	WISDESK	Train
<b>Dental Student</b>	DNTEDU##	Train
<b>Dermatologist</b>	DER##	Train
<b>ECG Tech</b>	ECECGTECH##	Train
<b>Emergency Department Clerk</b>	EDCLERK##	Train
<b>Emergency Department Registrar Labor and Delivery Registrar Patient Access Admitting Department User Birth Registrar</b>	ADTPA	Epic123!
<b>Emergency Department Scribe</b>	EDSCRIBE##	Train
<b>Emergency Medicine Provider</b>	EMER##	Train
<b>Emergency Nurse</b>	EDRN##	Train
<b>Emergency Technician</b>	EDTECH##	Train
<b>Endocrinologist</b>	END##	Train
<b>Evs Manager</b>	ADTEVSMGR	train
<b>Evs Staff</b>	ADTEVSMA##	train
<b>Financial Clearance Center (FCC)</b>	ADTAUTH	train
<b>Gastroenterologist</b>	GI##	Train
<b>General Outpatient Provider</b>	AMBMD##	Train
<b>General Surgeon</b>	SUR##	Train
<b>Gynecologic Oncologist</b>	GYNONC##	train
<b>HB Biller/Claims/Insurance Follow-Up</b>	hbins	Train
<b>HB Biller/Claims/Insurance Follow-Up Manager</b>	hbinsup	Train
<b>HB Customer Service/Self-Pay Follow-Up</b>	hbsp	Train
<b>HB Customer Service/Self-Pay Follow-Up Manager</b>	hbpsup	Train
<b>HB Financial Counselor with Financial Assistance</b>	fc	Train
<b>HB Guarantor/Insurance Payment Poster</b>	hbpp	Train
<b>HB Payment Posting Manager</b>	hbppsups	Train
<b>HB Revenue Integrity Director</b>	hbri	Train
<b>Him Cdi Specialist</b>	CDI##	Train
<b>Him Chart Correction Analyst</b>	DIS##	Train

<b>Him Coder</b>	COD##	Train
<b>Him Deficiency Analyst</b>	DT##	Train
<b>Him Director and CDC</b>	HIMDIR##	Train
<b>Him Privacy Officer</b>	PO##	Train
<b>Him Release Of Information Staff</b>	ROI##	Train
<b>ICU Nurse</b>	ECICURN##	Train
<b>Identity Director</b>	IDMGR##	Train
<b>Infection Disease Specialist</b>	IDS##	Train
<b>Infection Preventionist</b>	ECINFPRV##	Train
<b>Information/Security Desk</b>	ADTPA	Epic123!
<b>Inpatient Abdominal Transplant Provider</b>	ABSUR##	Train
<b>Inpatient Behavioral Health Nurse</b>	ECBHRN##	Train
<b>Inpatient Behavioral Health Provider</b>	BEH##	Train
<b>Inpatient Cardiothoracic Transplant Surgeon</b>	CTSUR##	Train
<b>Inpatient Dialysis Nurse</b>	ECNEPHRN##	train
<b>Inpatient Gynecologist Oncologist</b>	IPGYNONC##	train
<b>Inpatient Infectious Disease Provider</b>	IDMD##	Train
<b>Inpatient Infusion Nurse</b>	IPINF##	train
<b>Inpatient Nurse Manager</b>	ECRNMGR##	Train
<b>Inpatient Nutritionist/Dietitian</b>	ECIPRD##	Train
<b>Inpatient Obstetrics Nurse (Couplet Care Nurse)</b>	ECOBCCRN##	Train
<b>Inpatient Occupational Therapist</b>	ECIPOT##	Train
<b>Inpatient Patient Care Technician</b>	ECIPPCT##	Train
<b>Inpatient Pharmacist</b>	IPHARMW2##	train
<b>Inpatient Pharmacy Technician</b>	IRXTECHW2##	train
<b>Inpatient Physical Therapist</b>	ECIPPT##	Train
<b>Inpatient Provider</b>	IM##	Train
<b>Inpatient Quality Assurance Staff</b>	ECIPQA##	Train
<b>Inpatient Rehab Pps Coordinator</b>	ECPPSC##	Train
<b>Inpatient Respiratory Care Supervisor</b>	ECRCPSUP##	Train
<b>Inpatient Social Worker</b>	ECSW#	Train
<b>Inpatient Speech Language Pathologist</b>	ECIPSLP##	Train
<b>Inpatient Unit Clerk</b>	ECIPUC##	Train
<b>Intensivist</b>	MICU##	Train
<b>Internist-Family Medicine Provider</b>	IM##	train
<b>Interventional Cardiology Advanced Practitioners</b>	CVINVAP##	Train
<b>Interventional Nurse (Radiology)</b>	IRRNEC##	Train
<b>Interventional Radiologist</b>	IREC##	Train
<b>Interventional Technologist (Radiology)</b>	IRTECHEC##	Train
<b>Invasive Cardiologist</b>	CVINV##	train
<b>Lab Support Staff</b>	LABF##	Train
<b>Lab Inpatient Phlebotomist</b>	PHL##	Train
<b>Labor And Delivery Nurse</b>	ECOBLDRN##	Train

<b>Lactation Consultant Nurse</b>	ECOBLC##	Train
<b>Medical Oncologist-Hematologist</b>	MEDONC##	train
<b>Nephrologist</b>	NEPH##	train
<b>Neurointensivist</b>	NROIC##	Train
<b>Neurologist</b>	NEURO##	Train
<b>Neurology Technologist (Neurodiagnosics)</b>	ECNEUROTECH##	Train
<b>Neurosurgeon</b>	NSG##	Train
<b>NICU Nurse</b>	ECNICURN##	Train
<b>Non-Invasive Cardiologist</b>	CVNI##	train
<b>Non-Invasive Radiologist</b>	NIREC##	Train
<b>Non-Invasive Technologist (Radiology)</b>	RISTECHEC##	Train
<b>Obstetrician Gynecologist</b>	ECOBGYN##	Train
<b>Obstetrics Tech/Sonographer</b>	ECOBTECH##	Train
<b>Obstetrics Unit Clerk</b>	ECOBUC##	Train
<b>Oncology Clinic Nurse</b>	ONCCLIN##	train
<b>Oncology Pharmacist</b>	RX##	train
<b>Oncology and Infusion Scheduler</b>	ONCSCHED	train
<b>Ophthalmic Tech/Nurse</b>	TECH##	Train
<b>Ophthalmologist/Optomtrist</b>	OPH##	Train
<b>Orthopedic Surgeon (Inpatient/Outpatient)</b>	ORTHO##	Train
<b>Otolaryngologist (Ent)</b>	ENT##	Train
<b>Outpatient Behavioral Health Nurse</b>	BHRN##	Train
<b>Outpatient Behavioral Health Provider</b>	BEH##	Train
<b>Outpatient Cardiothoracic Transplant Provider</b>	CTT##	Train
<b>Outpatient Front Desk Staff</b>	ESDESK	Train
<b>Outpatient Infectious Disease Provider</b>	IDS##	Train
<b>Outpatient Infusion Nurse</b>	OPINF##	train
<b>Outpatient Nephrology Nurse</b>	NEPHRN##	train
<b>Outpatient Nurse (Mas, Lpns, Rns)</b>	NURSE##	train
<b>Outpatient Obstetrics Nurse</b>	OBNURSE##	train
<b>Outpatient Occupational Therapist</b>	OT##	train
<b>Outpatient Orthopedics Nurse</b>	ORTHORN##	Train
<b>Outpatient Orthopedic Surgeon (Ortho RN Track)</b>	Orthomd##	Train
<b>Outpatient Physical Therapist</b>	PT##	train
<b>Outpatient Referrals Staff</b>	RFL##	Train
<b>Outpatient Scheduling Staff</b>	CADSCHEd##	Train
<b>Outpatient Scheduling Template Builder</b>	CADTEMP##	Train
<b>Outpatient Speech Language Pathologist</b>	SLP##	train
<b>Palliative Care Specialist</b>	PAL##	Train
<b>Pastoral Care/Spiritual Care</b>	IPSC##	Train
<b>Pathologist</b>	PATH##	Train
<b>Patient Navigator</b>	HPPTNAV##	train

<b>PB Charge Capture Supervisor (Columbia &amp; Cornell)</b>	PBCHGSUP	train
<b>PB Charge Capture Supervisor (NYPMG)</b>	NYPMGREVSUP	train
<b>PB Charge Entry (Columbia &amp; Cornell) PB Anesthesia Coder (Columbia &amp; Cornell) PB Dental Charge Entry (Columbia &amp; Cornell) PB Charge Review (Columbia &amp; Cornell)</b>	PBCODER	train
<b>PB Charge Entry (NYPMG) PB Charge Review (NYPMG)</b>	NYPMGPBCODER	train
<b>PB Claims (Columbia &amp; Cornell)</b>	PBCLSUP	train
<b>PB Claims (NYPMG)</b>	NYPMGPBCLSUP	train
<b>PB Customer Service Supervisor PB Self-Pay Follow-Up Supervisor (Columbia &amp; Cornell Only)</b>	PBSPSUP	train
<b>PB Customer Service PB Self-Pay Follow-Up (Columbia &amp; Cornell Only)</b>	CUSVC##	train
<b>PB Insurance Follow-Up (Columbia &amp; Cornell)</b>	PBINSFOL	train
<b>PB Insurance Follow-Up (NYPMG)</b>	NYPMGINSFOL04	train
<b>PB Insurance Follow-Up Supervisor (Columbia &amp; Cornell)</b>	PBINSSUP	train
<b>PB Insurance Follow-Up Supervisor (NYPMG)</b>	NYPMGPBINSSUP	train
<b>PB Payment Poster (Columbia &amp; Cornell)</b>	RBRMT##	train
<b>PB Payment Posting Supervisor PB Credit Supervisor (Columbia &amp; Cornell)</b>	PBPPSUP	train
<b>PB Payment Posting Supervisor PB Credit Supervisor (NYPMG)</b>	NYPMGPBPPSUP	train
<b>PB Remittance &amp; Insurance Payment Poster (Columbia &amp; Cornell)</b>	PBRMT##	train
<b>PB Remittance &amp; Insurance Payment Poster (NYPMG)</b>	NYPMGPBRMT##	train
<b>PB Self-Pay Credit Specialist PB Insurance Credit Specialist (Columbia &amp; Cornell)</b>	PBCREDIT	train
<b>PB Self-Pay Credit Specialist PB Insurance Credit Specialist (NYPMG)</b>	NYPMGPBCREDIT	train
<b>PB Self-Pay Payment Poster (Columbia &amp; Cornell)</b>	PBPAYPOS	train
<b>Pediatric Hematologist-Oncologist</b>	PEDONC##	train
<b>Pediatric Intensivist</b>	PICU##	Train
<b>Pediatric Med Surg Nurse</b>	ECPEDRN##	Train
<b>Pediatrician</b>	PED##	train
<b>Perfusionist</b>	PERF##	Train
<b>Perioperative Charge Posting Staff</b>	CHARGE##	Train
<b>Perioperative Endo/Gi Nurse</b>	ENDO##	Train
<b>Perioperative Intra-Op Nurse</b>	INTRA##	Train
<b>Perioperative Or Admin Staff/Materials Mngmt</b>	ORADMIN##	Train
<b>Perioperative Or Manager</b>	ORMGR##	Train
<b>Perioperative Patient Care Assistant</b>	IPPCA##	Train
<b>Perioperative Pre-Admission Testing Nurse</b>	PAT##	Train
<b>Perioperative Pre/Post-Op Nurse</b>	PREPOST##	Train
<b>Perioperative Resource Manager</b>	RESMGR##	Train

<b>Perioperative Surgery Scheduler</b>	ORSCHED##	Train
<b>Perioperative Surgical Preference Card Builder</b>	PREF##	Train
<b>Pharmacy Charge Supervisor</b>	RXCHARGE##	train
<b>Physical Medicine And Rehabilitation (Pmr) Provider</b>	PMR##	Train
<b>PICU Nurse</b>	ECPICURN##	Train
<b>Plastic Surgeon</b>	PLAS##	Train
<b>Population Health Care Manager &amp; Administrator</b>	CAREMGR##	train
<b>Procedural And Diagnostic Technicians (PFT)</b>	ECPFTECH##	Train
<b>Pulmonologist</b>	PUL##	Train
<b>Radiation Oncologist</b>	RADONC##	train
<b>Radiology Front Desk Staff</b>	RISFDEC##	Train
<b>Radiology Manager</b>	RISMGREC##	Train
<b>Recreation Therapist</b>	ECIPRECT##	Train
<b>Rehab Nurse</b>	ECREHABRN##	Train
<b>Research Coordinator</b>	ECRSHRC##	Train
<b>Research Nurse</b>	ECRSHRN##	Train
<b>Respiratory Therapist</b>	ECRCP##	Train
<b>Rheumatologist</b>	RHEUM##	Train
<b>Spiritual Care/Chaplain</b>	ECIPSC##	Train
<b>Transfer Center User Psych Access Center</b>	ADTTC	train
<b>Transplant Care Team Social Work Staff</b>	PHXSW##	Train
<b>Transplant Clinic Assistant</b>	PHXCA##	Train
<b>Transplant Coordinator</b>	PHXRN##	Train
<b>Transport Manager</b>	ADTTRNMGR	train
<b>Transport Staff</b>	ADTTRANS##	train
<b>Trauma Surgeon</b>	TRMA##	Train
<b>Tumor Registrar</b>	TR##	train
<b>Urologist</b>	URO##	Train
<b>Utilization Manager/Patient Care Manager</b>	ECUM##	Train
<b>Vascular Surgeon</b>	VAS##	train
<b>Wound Care Nurse</b>	ECWOUNDRN##	Train